



ಬೃಹತ್ ಬೆಂಗಳೂರು ಮಹಾನಗರ ಪಾಲಿಕೆ
Bruhat Bengaluru Mahanagara Palike







BBMP COVID-19 WAR ROOM 20.07.2023

BBMP / COVID-19 WAR ROOM / BULLETIN – 1214/ 20.07.2023 / #BBMPfightsCOVID19



OVERVIEW OF COVID-19 IN BENGALURU

 CASE TRENDS			ACTIVE CASES 13		 HOSPITALIZATION 1								
<u>Confirmed Cases</u> 2 <small>18,86,908[#]</small>		<u>Recovered Cases</u> 4 <small>18,69,894[#]</small>		<u>Death Cases</u> 0 <small>17,001[#]</small>		<u>ICU – V</u> -		<u>ICU</u> -		<u>HDU</u> -		<u>General</u> 1	
<small>INCLUDES GOVT. QUOTA AND PRIVATE WALK-IN HOSPITALIZATION</small>													
 VACCINATION			2 <small>2,07,01,269[#]</small>		ACTIVE CZs								
<u>First Dose</u> 0 <small>96,90,000[#]</small>		<u>Second Dose</u> 1 <small>95,11,770[#]</small>		<u>Precaution Dose</u> 1 <small>14,99,499[#]</small>		 TRIAGING			0				
<u>Positivity :0.64%</u> <small>*FOR LAST 7 DAYS</small>		<u>RAT</u> 116		<u>RTPCR</u> 271		<u>MTU</u> 0			<u>MCZs (< 5 cases)</u> 0				
						<u>Tele Triage</u> 0			<u>Clusters (> 5 cases)</u> 0				

: indicates cumulative numbers till date



ABSTRACT OF COVID-19 SCENARIO IN BENGALURU



	MALE			FEMALE			TRANSGENDER			TOTAL		
	Last 24 Hours	Last 7 Days	Cumulative	Last 24 Hours	Last 7 Days	Cumulative	Last 24 Hours	Last 7 Days	Cumulative	Last 24 Hours	Last 7 Days	Cumulative
Positive Cases	2	8	11,12,021	0	6	7,74,691	0	0	196	2	14	18,86,908
Recovered Cases	3	3	10,99,674	1	4	7,69,090	0	0	187	4	7	18,69,894
Death Cases	0	0	10,770	0	0	6,227	0	0	4	0	0	17,001
Total Tests Done	In Last 24 hrs. : 387			In last 7 days : 2,506			Cumulative : 3,24,55,152					
Vaccine Doses Administered	In Last 24 hrs. : 2			In last 7 days : 50			Cumulative : 2,07,01,269					
ACTIVE CASES									13			

*Covid deaths occurred today : 00 | Covid deaths occurred beyond last 24hrs., reported today : 00

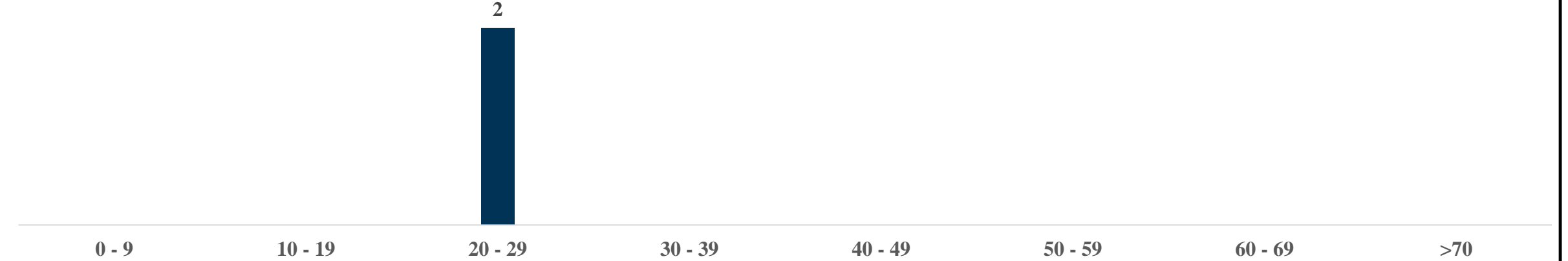


LAST 24 HOURS AGE GROUP AND GENDER WISE DISTRIBUTION

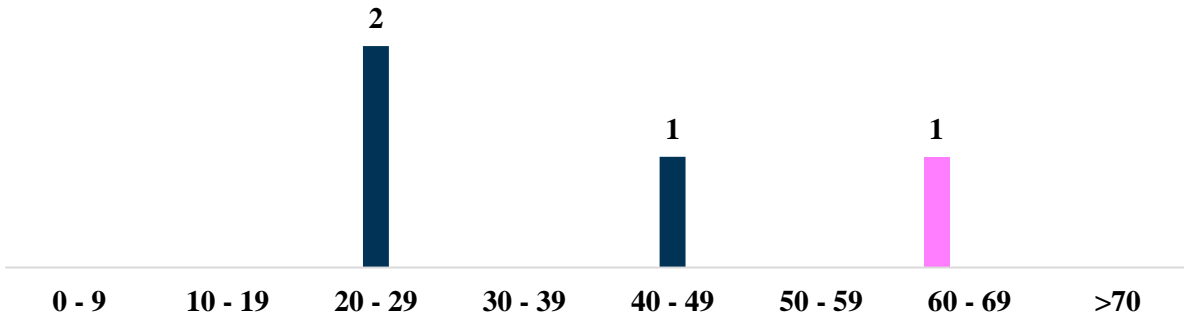


Positive Cases : 2

Female Male Transgender



Recovered Cases : 4



Death Cases : 0

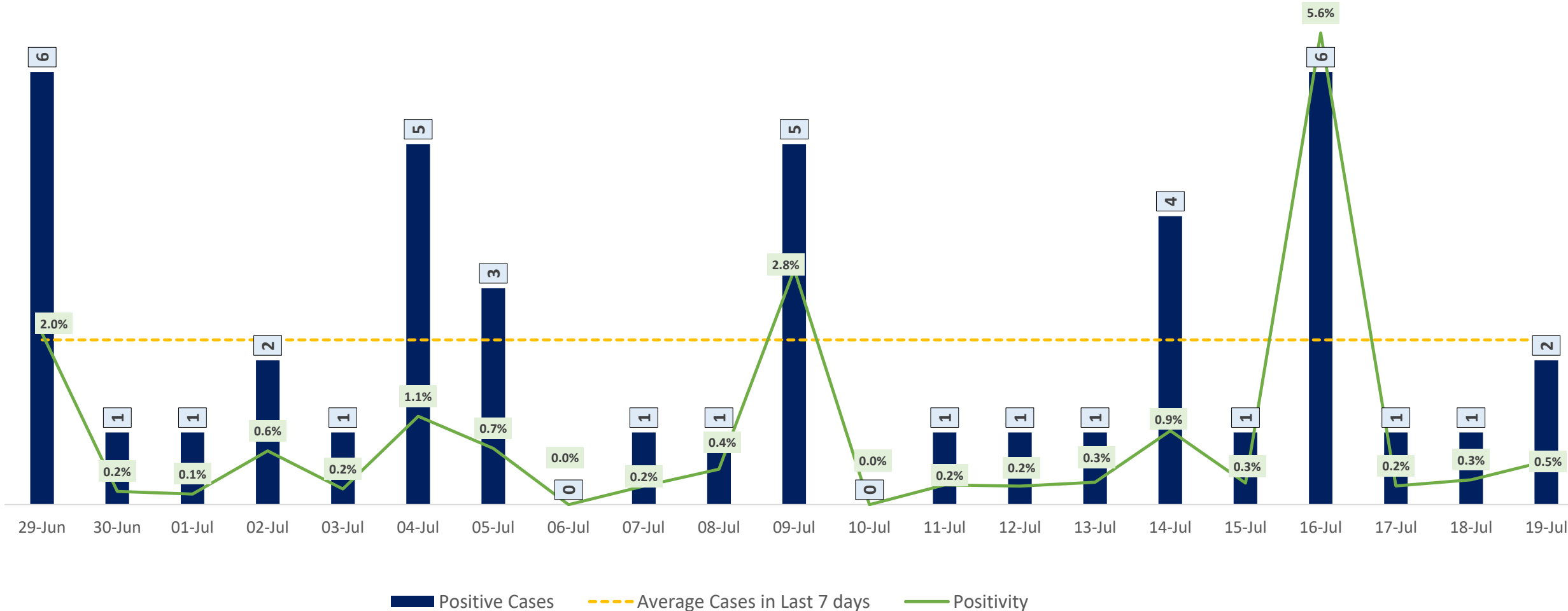




POSITIVITY RATE OF BENGALURU – LAST 21 DAYS



Average Cases in Last 7 days : 2

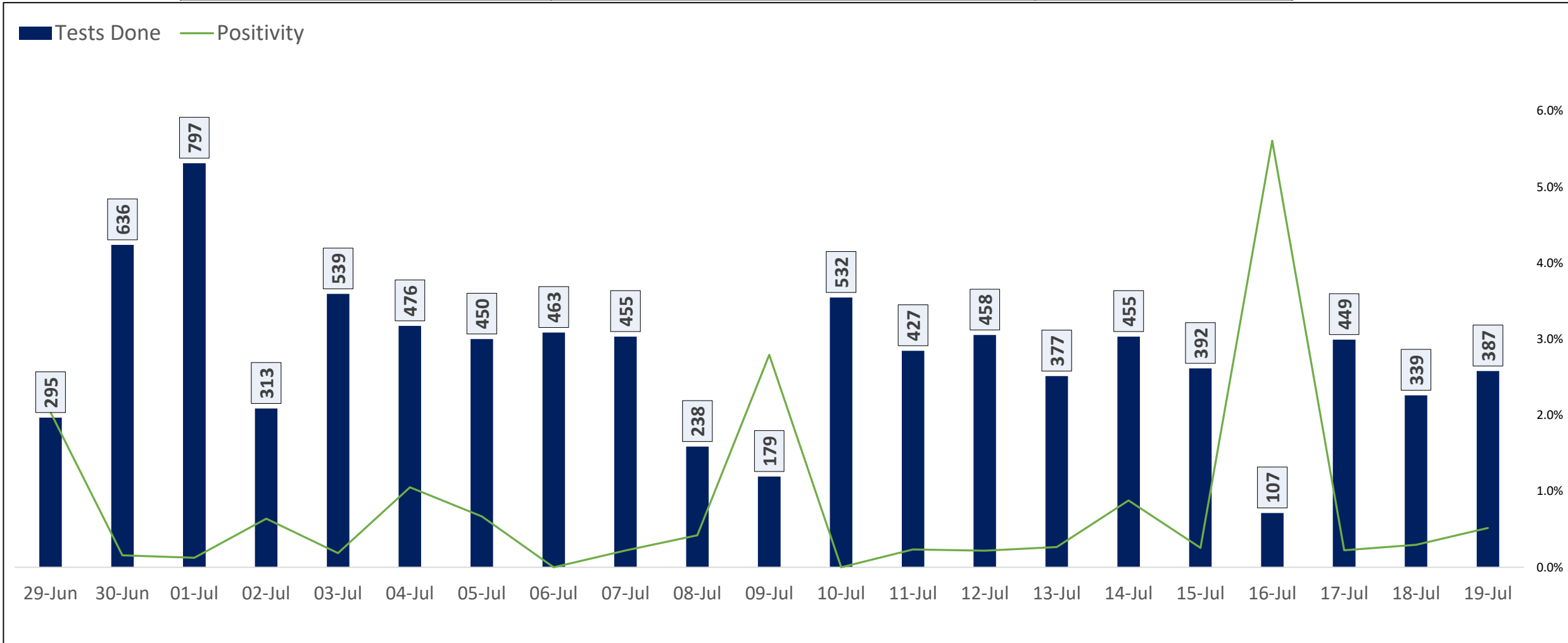




TESTING TRENDS IN BENGALURU



Total Test Conducted Till Date	Test Conducted Last 24 hours	Last 7 Days Average
3,24,55,152	387	358

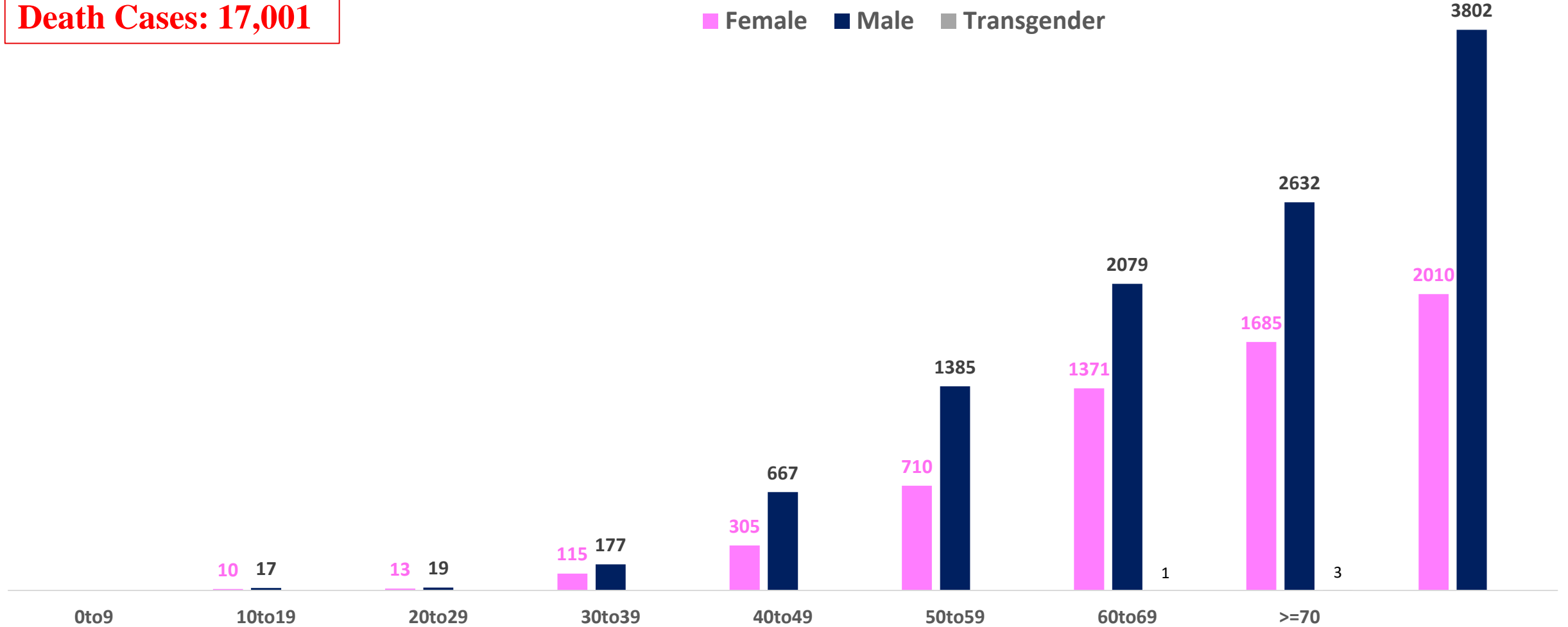




AGE AND GENDER WISE DISTRIBUTION OF DEATH CASES



Death Cases: 17,001





SNAPSHOT OF COVID-19 CASES IN BENGALURU URBAN



**Total Wards With
< = 1 Cases* :
190**

**Tests Conducted
on 19.07.2023:
387**

**Recovery
Rate*:
99.10%**

**Total
Active Cases :
13**

**Total Vaccinated
on 19.07.2023:
2**

**Positivity
Rate* :
0.64%**

**Active
Rate*:
0.00%**

**Case
Fatality Rate* :
0.00%**





*Total positive cases In the past 7 days

*CFR and positivity is for Past 7 days



ಬೃಹತ್ ಬೆಂಗಳೂರು ಮಹಾನಗರ ಪಾಲಿಕೆ
Bruhat Bengaluru Mahanagara Palike



Download BBMP Bulletin	https://apps.bbmpgov.in/covid19/mediabulletin.php
To register for vaccination :	https://selfregistration.cowin.gov.in/
BBMP COVID19 Dashboard:	https://apps.bbmpgov.in/covid19/
Follow us on:	 www.facebook.com/bbmp.comm1/
	 twitter.com/BBMPCOMM
	  BBMPSplHealth

Issued by:

Honorable Chief Commissioner, BBMP
Special Commissioner Health, BBMP
MD, Bengaluru Smart City Limited

THANK YOU !

ಬೃಹತ್ ಬೆಂಗಳೂರು ಮಹಾನಗರ ಪಾಲಿಕೆ
Bruhat Bengaluru Mahanagara Palike

**ನಾಯಿ ಕಚ್ಚಿದಾಗ ತಕ್ಷಣ ಅನುಸರಿಸಬೇಕಾದ
ಪ್ರಥಮ ಚಿಕಿತ್ಸೆ ವಿಧಾನಗಳು**

 ನಾಯಿ ಕಚ್ಚಿದ ಗಾಯವನ್ನು ಹರಿಯುವ ನೀರಿನಿಂದ ಸಾಬೂನನ್ನು ಉಪಯೋಗಿಸಿ 15 ನಿಮಿಷಗಳು ತೊಳೆಯಿರಿ

 ಕಚ್ಚಿದ ಗಾಯಕ್ಕೆ Dettol ಅಥವಾ ಇನ್ನಿತರೆ anti-septic ದ್ರವವನ್ನು ಹಚ್ಚಿ

 ಆಂಟಿ ರೇಬೀಸ್ ಲಸಿಕೆಗಾಗಿ ಹಾಗೂ ಸೂಕ್ತ ಚಿಕಿತ್ಸೆ ಗಾಗಿ ಹತ್ತಿರದ ವೈದ್ಯರನ್ನು ಅಥವಾ ಬಿಬಿಎಂಪಿ ಅಸ್ಪತ್ರೆಯನ್ನು ಸಂಪರ್ಕಿಸಿ

  @BBMPSplHealth **BBMP RABIES HELPLINE: 6364893322**

